

STATE SECRETARIAT FOR ECONOMIC DEVELOPMENT (SEDE-MG)  
SUBSECRETARIAT FOR PROMOTION OF INVESTMENTS AND PRODUCTION CHAINS (SUBINVEST)  
SUPERINTENDENCE FOR ATTRACTING INVESTMENTS AND STIMULATING EXPORTS (SINVEX)  
DEPARTMENT OF EXPORTS PROMOTION AND FOREIGN TRADE (DIPEX)



# MINAS GERAIS AND CHINA: TRADE RELATIONS

DESENVOLVIMENTO  
ECONÔMICO



**MINAS  
GERAIS**

GOVERNO  
DIFERENTE.  
ESTADO  
EFICIENTE.

**THE STATE SECRETARIAT OF  
ECONOMIC DEVELOPMENT**

**UNDERSECRETARIAT OF  
INVESTMENT AND  
VALUE CHAIN  
PROMOTION AND  
INTERNATIONAL TRADE**

**SUPERINTENDENCE  
OF INVESTMENT  
AND EXPORTS  
PROMOTION -  
SINVEX**

**DEPARTMENT OF  
FOREIGN TRADE**

**DEPARTMENT OF  
INVESTMENT  
ATTRACTION**

**SUPERINTENDENCE  
OF MINING ENERGY  
AND LOGISTICS  
POLICY**

**DEPARTMENT OF  
ENERGY**

**DEPARTMENT OF  
MINING**

**DEPARTMENT OF  
LOGISTICS  
DEVELOPMENT**



# MINAS GERAIS TRADE PARTNERS IN EASTERN ASIA IN 2022



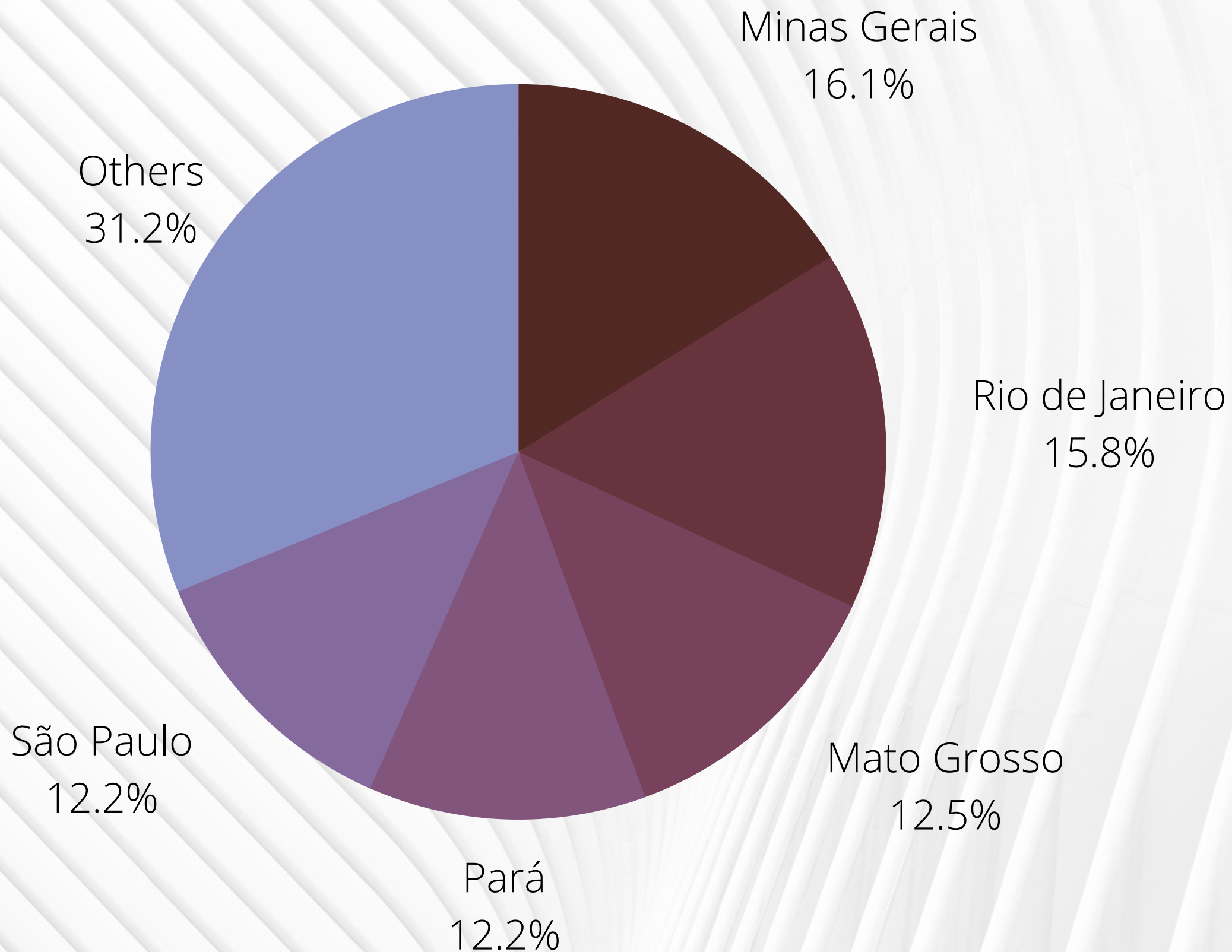
China is the principal commercial partner of Minas Gerais. In 2022, China was responsible for 29,0% of the state's total imports and 35,6% of exports.

China is the first commercial partner of Minas Gerais in Eastern Asia.

In 2022, the total of export from Minas Gerais to China represent 88,7% in relation to the total exported from the state to the region., and 88,8% of the imports.




# BRAZILIAN EXPORTS TO CHINA: MINAS GERAIS SHARE

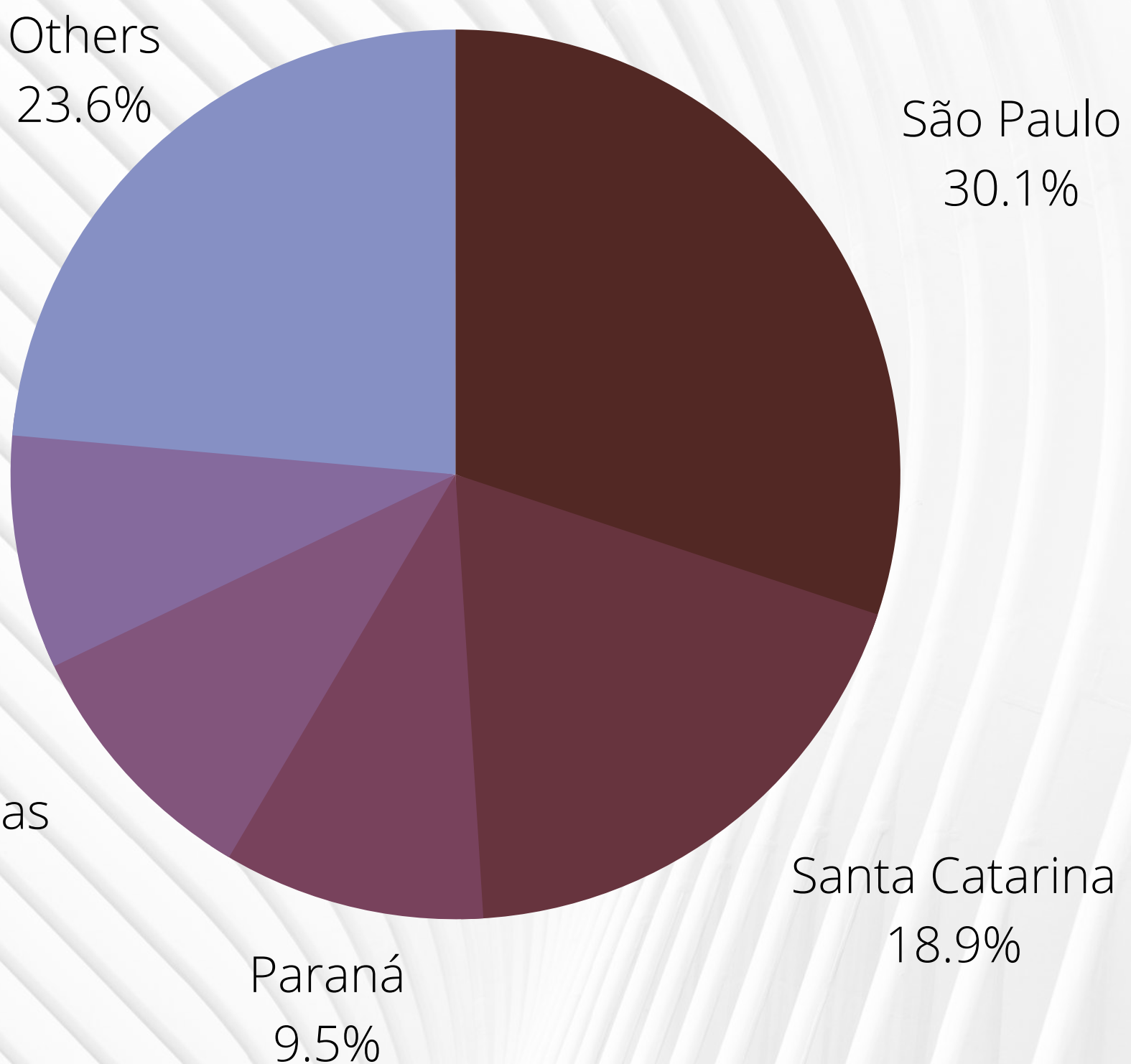


In 2022, Minas Gerais was the largest export state for China, responsible for 16.1% of Brazilian exports.





# BRAZILIAN IMPORTS FROM CHINA: MINAS GERAIS SHARE



In 2022, Minas Gerais was the 5th largest import state from China, responsible for 8.5% of Brazilian imports.





# MINAS GERAIS/CHINA: INTERNATIONAL TRADE PERSPECTIVE

**US\$ 14,4 BILLION**

EXPORTS FROM MINAS GERAIS TO CHINA IN 2022

**US\$ 15,9 BILLION**

EXPORTS FROM MINAS GERAIS TO CHINA IN 2021

**-US\$ 1,5 BILLION  
(-19,7%)**

DECREASE OF 2022 COMPARED TO 2021

**US\$ 5,1 BILLION**

IMPORTS FROM MINAS GERAIS TO CHINA IN 2022

**US\$ 3 BILLION**

IMPORTS FROM MINAS GERAIS TO CHINA IN 2021

**US\$ 2,1 BILLION  
(69,0%)**

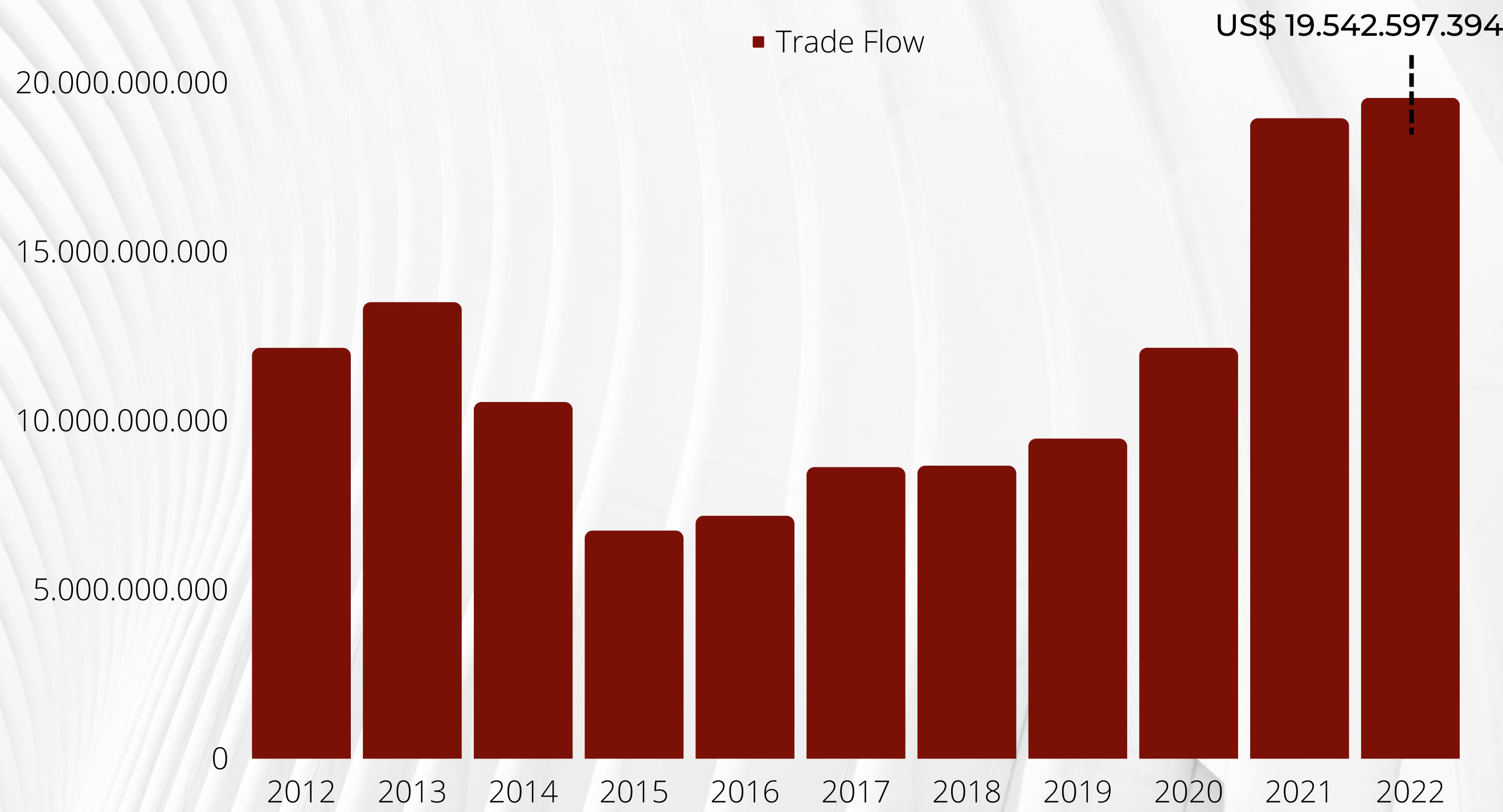
INCREASE OF 2022 COMPARED TO 2021





# MINAS GERAIS/CHINA: INTERNATIONAL TRADE PERSPECTIVE (HISTORICAL DATA - US\$)

In 2022, the trade flow between Minas Gerais and China was equivalent to US\$19,5 billion. In which exports accounted for US\$14,4 billion and imports US\$5,1 billion.



# MINAS GERAIS/CHINA: INTERNATIONAL TRADE PERSPECTIVE (HISTORICAL DATA - US\$)

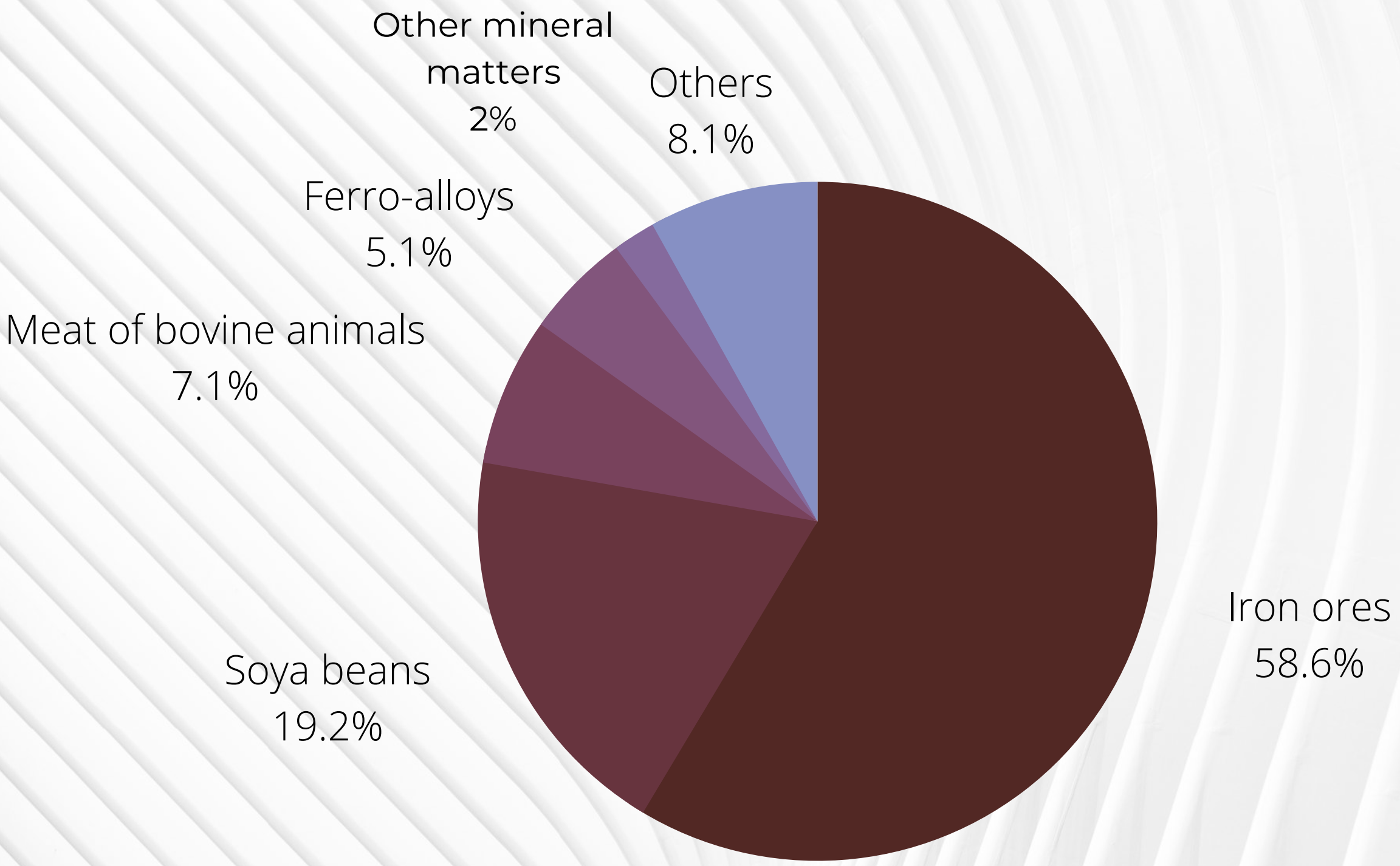






# MINAS GERAIS: EXPORTS TO CHINA (2022)

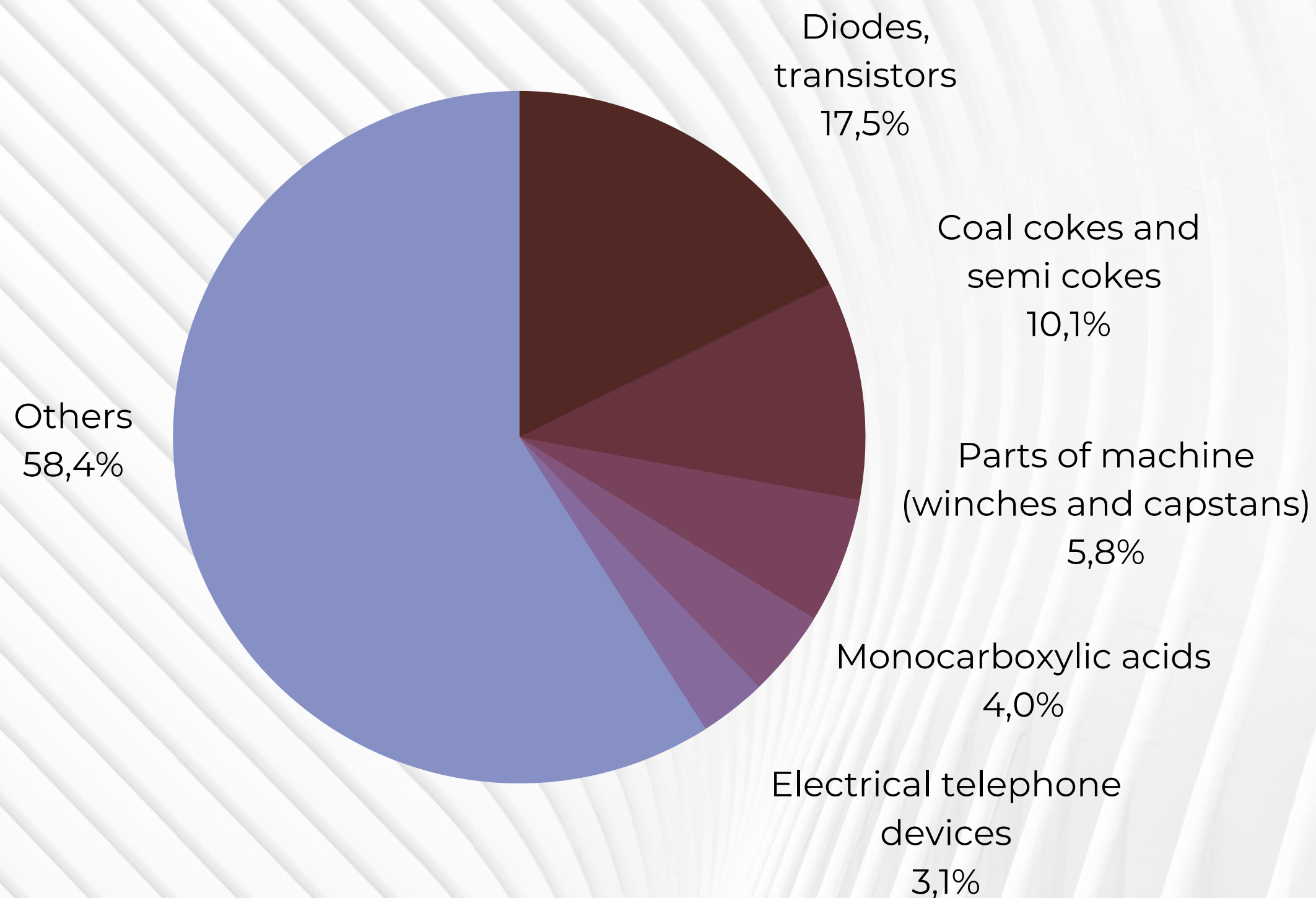
EXPORTS MAIN PRODUCTS IN 2022 (US\$)



Iron Ores	US\$ 8,3 billion
Soya beans	US\$ 2,8 billion
Bovine meat	US\$ 1,0 billion
Ferro-alloys	US\$ 720,9 million
Other mineral matters	US\$ 316,0 million
Sugar cane	US\$ 256,7 million
Chemical wood paste	US\$ 146,1 million
Chemical wood paste for dissolving	US\$ 115,4 million
Copper ore	US\$ 89,0 million
Poultry meat	US\$ 85,9 million



# MINAS GERAIS: IMPORTS FROM CHINA (2022)

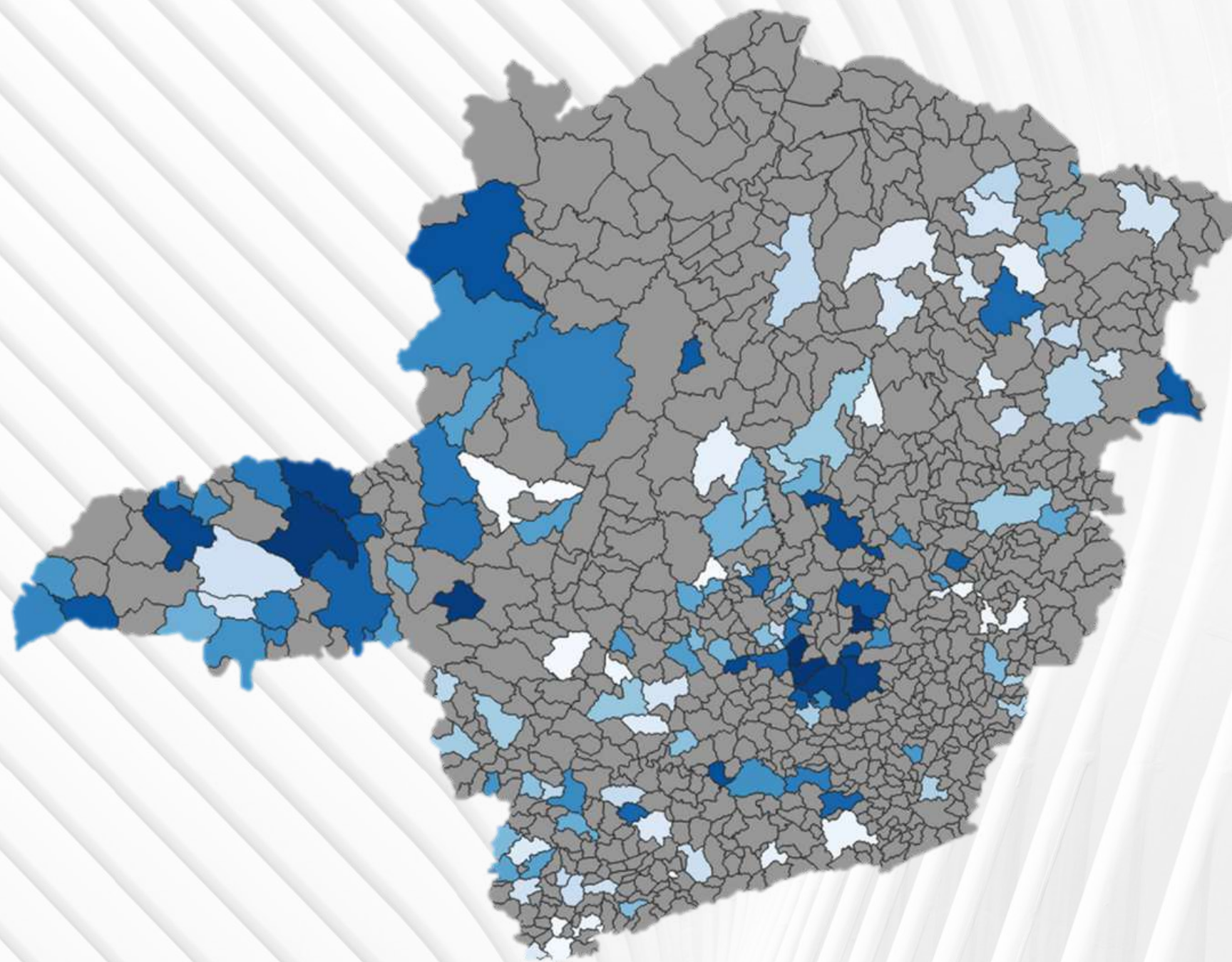


IMPORTS MAIN PRODUCTS IN 2022 (US\$)

Diodes, transistors	US\$ 894,0 million
Coal cokes and semi-cokes	US\$ 515,4 million
Parts of machine (winches and capstans)	US\$ 294,9 million
Monocarboxylic acids	US\$ 203,5 million
Electrical telephone devices	US\$ 156,5 million
Heterocyclic compounds (Nitrogen)	US\$ 142,4 million
Other organo-inorganic compounds	US\$ 104,7 million
Electric transformers devices	US\$ 95,8 million
office machine parts and accessories	US\$ 78,4 million
goods transport vehicles	US\$ 76,6 million



# MINAS GERAIS: EXPORTS TO CHINA - CITIES PERSPECTIVE



MAIN EXPORTING CITIES IN 2022

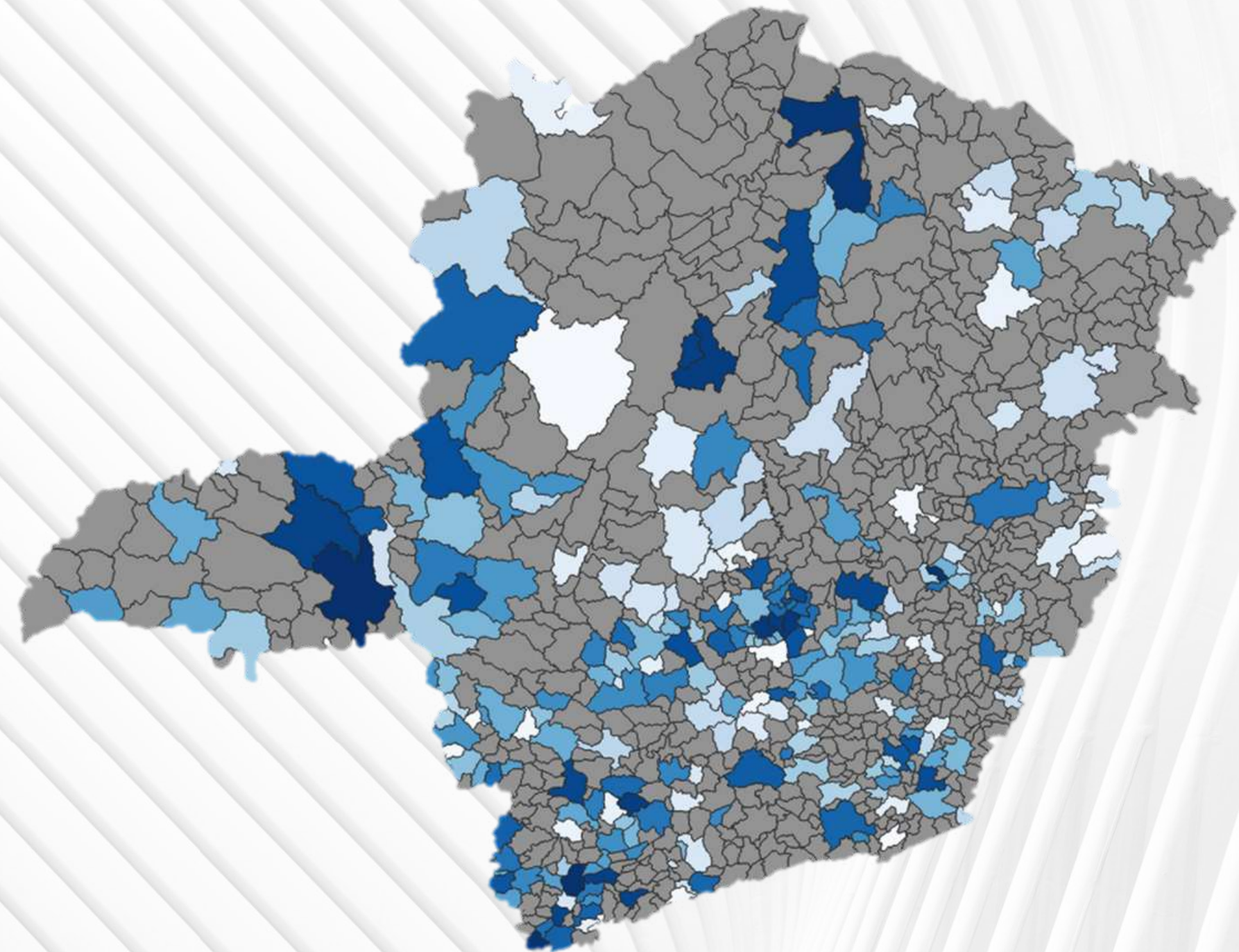
Nova Lima - MG	15%
São Gonçalo do Rio Abaixo - MG	13%
Itabirito - MG	11%
Uberlândia - MG	7%
Araxá - MG	6%
Ouro Preto - MG	5%
Mariana - MG	5%
Araguari - MG	4%
Ituiutaba - MG	3%
Conceição do Mato Dentro - MG	3%

140 EXPORTING CITIES (2022)





# MINAS GERAIS: IMPORTS FROM CHINA - CITIES PERSPECTIVE



MAIN IMPORTING CITIES IN 2022

Uberaba - MG	15%
Pouso Alegre - MG	13%
Extrema - MG	12%
Ipatinga - MG	12%
Belo Horizonte - MG	4%
Janaúba - MG	4%
Betim - MG	4%
Jaíba - MG	4%
Contagem - MG	4%
Várzea da Palma - MG	3%

244 IMPORTING CITIES (2022)



# HIGHLIGHTED SECTORS OF THE AGROINDUSTRIAL COMPLEX OF MINAS GERAIS



## COFFEE

US\$ 6,9 BILLION EXPORTED (2022)

1° EXPORTING BRAZILIAN STATE



## DAIRY PRODUCTS

US\$ 27,8 MILLION EXPORTS (2022)

1° EXPORTING BRAZILIAN STATE



## SUGAR

US\$ 1,3 BILLION EXPORTED (2022)

2° EXPORTING BRAZILIAN STATE



## SOY

US\$ 3,3 BILLION EXPORTS (2022)

3° EXPORTING BRAZILIAN STATE



## BOVINE MEAT

US\$ 1,3 BILLION EXPORTS (2022)

4° EXPORTING BRAZILIAN STATE



## POULTRY MEAT

US\$ 311,8 MILLION EXPORTS (2022)

6° EXPORTING BRAZILIAN STATE



## COTTON

US\$ 81 MILLION EXPORTS (2022)

6° EXPORTING BRAZILIAN STATE



## CORN

US\$ 162 MILLION EXPORTS (2022)


12° EXPORTING BRAZILIAN STATE

# HIGHLIGHTED SECTORS OF THE MANUFACTURED AND SEMI-MANUFACTURED COMPLEX OF MINAS GERAIS



## FOUNDRY SECTOR

US\$ 4,7 MILLION EXPORTED (2022)  
1° EXPORTING BRAZILIAN STATE



## AIRLINE SECTOR

US\$ 225,5 MILLION EXPORTS (2022)  
2° EXPORTING BRAZILIAN STATE



## PHARMACEUTICALS SECTOR

US\$ 178,7 MILLION EXPORTED (2022)  
2° EXPORTING BRAZILIAN STATE



## MEDICAL EQUIPMENT

US\$ 13,8 MILLION EXPORTED (2022)  
2° EXPORTING BRAZILIAN STATE



## AUTOMOBILE

US\$ 472,5 MILLION EXPORTED (2022)  
3° EXPORTING BRAZILIAN STATE



## COSMETIC SECTOR

US\$ 20,2 MILLION EXPORTED (2022)  
4° EXPORTING BRAZILIAN STATE



## FURNITURE SECTOR

US\$ 27,4 MILLION EXPORTED (2022)  
5° EXPORTING BRAZILIAN STATE



## TEXTILE AND CLOTHING

US\$ 8,4 MILLION EXPORTED (2022)  
5° EXPORTING BRAZILIAN STATE

# HIGHLIGHTED SECTORS OF THE EXTRACTIVISM COMPLEX OF MINAS GERAIS



## GOLD

US\$ 1,7 BILLION EXPORTED (2022)

1° EXPORTING BRAZILIAN  
STATE



## PRECIOUS STONES

US\$ 1,6 MILLION EXPORTED (2022)


1° EXPORTING BRAZILIAN  
STATE



## IRON ORES

US\$ 11,3 BILLION EXPORTED (2022)

2° EXPORTING BRAZILIAN  
STATE



## BUILDING STONE

US\$ 106,1 MILLIONS EXPORTED (2022)

2° EXPORTING BRAZILIAN  
STATE

**STATE SECRETARIAT FOR ECONOMIC DEVELOPMENT (SEDE-MG)  
SUBSECRETARIAT FOR PROMOTION OF INVESTMENTS AND PRODUCTION CHAINS (SUBINVEST)  
SUPERINTENDENCE FOR ATTRACTING INVESTMENTS AND STIMULATING EXPORTS (SINVEX)  
DEPARTMENT OF FOREIGN TRADE (DIPEX)**

**THANK YOU!**

**[dipex@desenvolvimento.mg.gov.br](mailto:dipex@desenvolvimento.mg.gov.br)**

DESENVOLVIMENTO  
ECONÔMICO



**MINAS  
GERAIS**

GOVERNO  
DIFERENTE.  
ESTADO  
EFICIENTE.